

Connectors do not align with defroster

When replacing an existing defroster the connectors on the vehicle may not match up with the tabs on the replacement defroster.

Physics requires Clear View defrosters to have the tab orientation so there is current flow through the grid.

Typical Clear View tab orientations are shown at right and are dependent on the design of the specific defroster. Do not attempt to change this layout. If replacing a defroster this orientation may not match up with the vehicle's defroster connectors. There are several easy ways to address this.

Tab adaptor wire harness

This handy wire harness extends power and ground wires to match up with the Clear View defroster tabs. The kit's two wire adaptors include spade terminals which plug into the vehicle's defroster connectors and the tabs on the Clear View Kit.



2745 Tab Adaptor Harness.
Handy when replacing old defrosters with the Clear View defrosters.

Wires can be trimmed to size using the extra terminations supplied with the kit. Extra wire can be concealed under the flashing along the edge of the window.

If the original connector is secured behind window flashing, tape the connector and spade with electrical tape.

Add a new ground wire

Clear View defrosters can be installed so the connector which supplies power to the defroster can be directly plugged to the Clear View defroster tab. A separate grounding wire can be run from the other Clear View tab to a ground on the vehicle. This eliminates the need to use the vehicle's existing ground connector. **It makes no difference which defroster tab is power and which is ground.**

Reuse existing connectors

It is, of course, possible to extend and/or reposition the vehicle's existing connectors by splicing. Defrosters draw considerable power so use wire 14 awg or larger when splicing or moving existing connectors.

Defrosters can be rotated

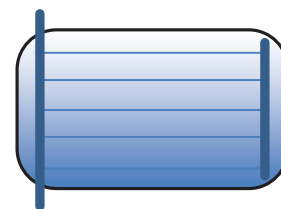
Clear View defrosters can be reversed (rotated) as needed for installation. All that is needed is power and ground for operation.



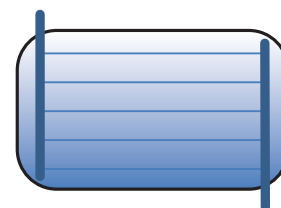
Caution

Insure the defroster fuse in the vehicle is rated at or above the Clear View defroster amperage.


Frost Fighter and ThermaSync are registered Trademarks of The PipeKnife Company.
© 2020 The PipeKnife Company. All rights reserved.




Power and Ground on left



Power and Ground on left/right



Tab Adaptor connects to vehicle plug...



...then to Clear View defroster tab



13301 W. 43rd. Drive, #11 • Golden, CO 80403
Tel: 303-682-0274 • Fax: 303-232-8789
email: info@frostfighter.com
www.frostfighter.com • www.pipeknife.com