

# Frost Fighter® Grid & Antenna Repair Master Kit Instructions

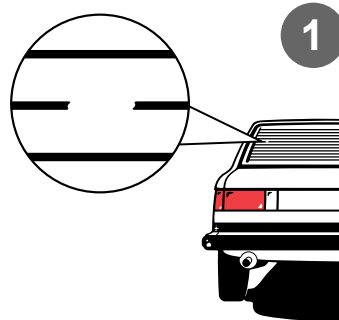
Grid Part No. 2100  
Master Kit Part No 2700

www.frostfighter.com

This **Grid Repair Kit** reliably repairs scratched or broken automotive defroster lines in minutes. Damaged grid traces are masked off and repaired by painting the Frost Fighter conductor over the damaged area. The conductor dries quickly and is color matched to defrosters for nearly invisible repairs.




Each kit comes complete with instructions, masking strips, small paint brushes and enough material for several repairs.



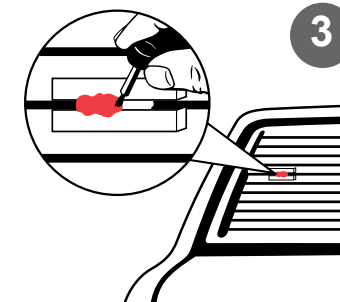
## 1 Locate break in grid on inside of rear window

Turn defroster off. Locate break in defroster by careful visual inspection or by using volt meter. The smallest break will cause grid failure. If in doubt repair the area. Remove oils and thoroughly clean damaged area before applying masking or conductor.



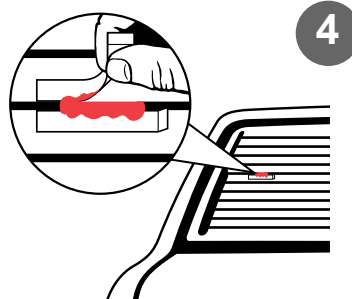
## 2 Mask off area around break

Mask off the damaged area by carefully aligning the masking tape near the edges of the existing defroster grid line. Insure work area is well ventilated. **Make repair slightly wider than the damaged grid line.**




## 3 Shake bottle! Apply over damaged area

Shake the bottle aggressively for 30 seconds to mix materials. Unscrew cap and paint the red conductor over the masked area, completely covering the damaged grid. Allow to dry for several minutes and reapply conductor. Insure work area is well ventilated.



## 4 Remove masking strips

Allow to repair to dry for several minutes after final application, then remove masking tape. Pull masking **SLOWLY** to remove.



## 5 Allow conductor to cure

Wait 30 minutes while material dries before using the defroster grid. Adhesion and conductivity improve with age. Cure at temperatures above 75°F (24°C). Heat cure in 5 minutes at 150-200°F (66-93°C) using a heat gun or hair dryer. **Caution: Do not overheat window or tinting.**

**CONTAINS:** Silver (Metallic) (7740-22-4), Butyl Acetate (123-86-4), Propylene Glycol Methyl Ether Acetate (118-65-6), Acrylic Resin (non-hazardous), Monoazo Red Pigment (non-hazardous).

### WARNING:

**Flammable. May cause eye irritation. May cause irritation of skin.** Use only in well ventilated areas. Avoid prolonged breathing of vapor. Keep away from high heat, sparks, flames, or sources of ignition. When used in confined spaces, hazardous vapors may spread, burn or build up in low areas. **Do Not Take Internally.** Misuse or deliberate inhalation may be harmful or fatal. **FIRST AID: EYE:** Immediately flush with water for 15 min. & call physician. **SKIN:** Wash thoroughly with soap & water. **INHALATION:** If affected, remove to fresh air. **INGESTION:** Seek physician immediately, show MSDS or instruction sheet. **DO NOT INDUCE VOMITING.** Additional Technical Data Sheets and/or Material Safety Data Sheets (MSDS) are available upon request.

**KEEP OUT OF REACH OF CHILDREN**

### Warranty and Disclaimer:

Since the Seller cannot control the manner or use of its products after their sale, Seller will not be responsible for any consequential or indirect damages. There are no express warranties which extend beyond the description on the face hereof. Seller disclaims any implied warranties of merchantability or fitness for any particular purpose. The Seller will, at its option, either replace the products sold or refund the purchase. No warranties will apply if the products are in any way altered or modified after delivery by Seller.

Frost Fighter™ is a trademark of Planned Products  
© 1998-2004 Planned Products  
MADE AND PRINTED IN USA

Troubleshooting Tips  
www.frostfighter.com